

GRADING RULES FOR EDGED LUMBER NHLA-STANDARD

In the last few years German Hardwood lumber producers recognize the importance of well manufactured lumber produced to internationally accepted standards fully. For this reason, German mills offer square edged European lumber manufactured and graded in accordance with the National Hardwood Lumber Association (NHLA) Grading Standards.

Square edged european lumber is available in the following grades:

FAS (First and Second)

The top quality – best quality on both sides meeting highest requirements. For use where is finished with clear stain or is to be French-polished in a light color and both sides are visible: for solid wood furniture parts, for furniture fronts, solid wood panels, moldings, stairs, etc.

FAS/1F (FAS one face)

One side top quality – for furniture, furniture fronts, solid wood panels, moldings, stair treads, solid wood floors, table tops.

SEL BET (SELECT AND BETTER)

Graded same like FAS/1F, but in minimum 100 mm width and 1,85 m length.

No. 1 COM (COMMON)



High yield for medium and longer lengths: ideal for furniture parts, solid wood panels, parquet flooring, rustic floorboards, stair treads.

Quality	FAS	FAS/1F	SEL BET	No. 1 COM
METRIC				
Length	≥ 2,45 m	≥ 2,45 m	≥ 1,85 m	≥ 1,85 m
Minimum width	≥ 150 mm	≥ 150 mm	≥ 100 mm	≥ 80 mm
INCHES				
Length	≥ 8'	≥ 8'	≥ 6'	≥ 6'
Minimum width	≥ 6'	≥ 6'	≥ 4'	≥ 3'
Grading	in accordance with NHLA-Standard			
Yield	≥ 83,33 %	≥ 83,33 %	≥ 83,33 %	≥ 66,66%

Square Edged Beech Lumber

FAS

F = Face
R = Reverse side



SI units

Length $\geq 2,45$ m
Width ≥ 150 mm

US/UK units

Length $\geq 8'$
Width $\geq 6''$

Grading in accordance with NHLA
Yield $\geq 83,33$ %

Square Edged Beech Lumber

FAS/ 1F



SI units

Length $\geq 2,45$ m
Width ≥ 150 mm

US/UK units

Length $\geq 8'$
Width $\geq 6''$

Grading in accordance with NHLA
Yield $\geq 83,33\%$



Square Edged Beech Lumber

No. 1 COM

F = Face
R = Reverse side



SI units

Length $\geq 1,85$ m
Width ≥ 80 mm


US/UK units

Length $\geq 6'$
Width $\geq 3''$

Grading in accordance with NHLA
Yield $\geq 66,66\%$

Square Edged Beech Lumber

No. 2 COM



SI units

Length $\geq 1,85$ m
Width ≥ 80 mm

US/UK units

Length $\geq 6'$
Width $\geq 3''$

Grading in accordance with NHLA
Yield $\geq 50\%$

